



Fairline Squadron 74

€599,950 • Kiel Germany • Used • 2005

Presented by

Justin Garwell
Phone: +44 (0) 1305 766504

JD YACHTS LIMITED

80 THE ESPLANADE
DT4 7AA WEYMOUTH
United Kingdom (UK)




Details

Make:	Fairline
Model:	Squadron 74
Year:	2005
Condition:	Used
Engine:	CAT C30, 1550 hp
Engine type:	
Fuel type:	Diesel
Length:	22.7 m (74.48 ft)
Beam:	5.7 m (18.70 ft)
Cabins:	0
Berths:	0



JD YACHTS
LIMITED



7zea.com

Description

ENG
2005. 2 x 1550 HP CAT C30
8 berths in 4 cabins plus crew
Lying: Kiel Germany

ENG
Extras

Air Conditioning Throughout
2 x 17.5kW Onan Generators
Extended Hydraulic Bathing Platform
Besenzone Hydraulic Flybridge Crane
Hydraulic Passarelle
New Dockmate (for both engines and thrusters)
SidePower Bow & Stern Thruster with Remote Control
Upgraded Raymarine Navigation Equipment to Both Helms
Upgraded Raymarine Engine Monitoring System to Both Helms
New Carpet Throughout
New Upholstery to Saloon & Master Cabin
Flybridge Upholstery Renewed 2019
Cockpit Upholstery Renewed 2019
New Teak to Deck
Teak Laid Bathing Platform
Teak Laid Cockpit
Teak Laid Flybridge
Teak Laid Side Decks
New Ice Maker & Fridge to Flybridge
New Flybridge Cover
Flybridge Bimini Top
KVH Trackvision
Dishwasher

Standard Specification

Aft Cockpit/Transom

Access hatch to engine room
Aft cockpit enclosure covers
Bathing platform lights
Blue LED lighting to cockpit
Dockside television and phone inlets
Emergency boat shutdown switch
Emergency fuel shutoff valves
Fender stowage
Low-level lights and lights under flybridge overhang
Manual bilge pump access
Remote control, concealed, telescopic hydraulic passerelle
Service corridor accessed via cockpit and transom door
Solid teak handrail surround
Stainless Steel framed sliding door to main saloon - Teak-laid floor throughout self-draining cockpit
Various cockpit lockers
Warp lockers

Aft Crew Cabins

Clothes washer/dryer- En suite extractor fan
Full length berths x 2 (new mattresses)
Hanging locker (half-height)
En suite shower/heads facility (new water and waste pumps)

Air Conditioning

Adjustable air vents to all upper-level living accommodation
Air conditioning unit to aft cabins
Air conditioning/reverse cycle heating system to main accommodation including screen demist to lower helm
Digital controls to all air handlers

Deck

12v weatherproof socket
Anchor chain locker
Anchor winch controls
Calibrated anchor chain
Concealed fuel fillers port and starboard
Deck wash points fore and aft
External covers to windscreen
Fairlead(s) aft
Fender stowage
Full set of IMCO navigation lights
Grab rail on each transom wing
Hot and cold water transom shower
Hydraulic anchor winch
Recessed self-draining area on foredeck with coachroof sun cushions and adjustable backrests
Remote control searchlight with controls at both helm stations
Removable Stainless Steel guardrails for bathing platform
Riding light
Rigid swim ladder to bathing platform
Rubbing stroke
Self-stowing through-hull Delta anchor
Stainless Steel bow fairlead(s) and mooring drums aft
Stainless Steel bow, spring and stern cleats
Stainless Steel handrails
Stainless Steel hull protection plate under bow
Stainless Steel pantograph windscreen wipers
Stainless Steel pulpit
Teak-laid bathing platform
Teak-laid side deck
Teak-laid bulwarks
Transom gate from cockpit to integral bathing platform
Twin horns (new)
Water fillers to port and starboard
Windscreen washers

Dining Room

Dining privacy from helm provided by panelled partition
Dining table with Burr Elm features
Freestanding chairs x 6
LED ceiling lights
Serving window from galley

Electrical Systems

All 12v equipment supplied from separate battery
All 240v, 24v and 12v circuits (where applicable) protected by circuit breakers with main electrical load control panel
Emergency boat shutdown switch
Heavy duty circuit breakers
Isolating switches to all batteries
Remotely and manually operated isolating switches for all batteries
12 Volt:
Battery charger 60 amp
Battery 1 x 120Ah (new)
24 Volt:
24v-12v 20 amp converter (new victron)
Battery isolating switches located in service corridor
Emergency battery coupling system permits each engine to start from opposite engine battery bank
Batteries 4 x 210Ah capacity for domestic services (new)
Batteries 4 x 200Ah exclusively for starting each engine (new 2021)
240 Volt:
240v power points throughout the boat (fed from shore power or generator)
Battery charger 75 amp (new victron)
Glendinning cable masters with twin 63 amp x 100ft shoreline sockets stowed in drums

Isolation transformers 2 x 18KvA each with soft starts
Onan generator 2 x 17.5kW with through-hull exhausts-
Regulated charger 100 amp with 2 x 3 amp slave to port and starboard batteries
5000w invertors (new victron)

Engines and Sterngear

Access through cockpit floor hatches to engine bay and service corridor
All Sterngear, engines, fuel tank(s) etc. electrically bonded
Automatic engine bay fire extinguisher system with warnings at both helms
Automatic high capacity bilge pumps for forward bilge, engine bay and rudder bay
Cathodic protection
Dripless shaft seals
Electro-hydraulic trim tabs with cathodic protection
Engine bay lights
Engine room soundproofing
Exhaust overheat warning system
High capacity emergency manual bilge pump system with changeover valves
High corrosion-resistant TEMET shafts
Large diameter contra-rotating Manganese Bronze propellers (new 2024)
Lever sea cocks on all inlets and outlets located less than 15cm above the waterline
Manganese Bronze 'P' brackets and rudders
Reverso oil change system
Water cooled through-hull engine silencers

Flybridge and Second Helm Position

12v weatherproof socket
Access via stairway from wheelhouse and by teak stairway from cockpit
Acrylic dodgers
Adjustable/Tilt steering wheel
Bilge pump switches with integral operating warning lights and audible alarms
Bowthruster controls
Companion seating to helm
New Windscreen for Helm
Dedicated dining seating with large teak table Drinks holders
Echosounder and speedometer/distance log repeaters with sea water temperature read out
Electrically adjusted backrest creating extended sunbathing deck
Electronic single-lever throttle and gear controls Ensign and staff Flybridge bar with new refrigerator, new icemaker, sink and electronic griddle
Helm position indicator- High speed magnetic compass-
Instrument covers- Large sunbathing area aft with non-absorbent foam filled cushions
Liferaft stowage
Open scanner radar to mast
Powered steering
Remote anchor winch controls
Repeat autopilot controls
Repeat engine bay fire extinguisher controls
Repeat flybridge engine instrumentation, controls and electronics/ 3 x New Raymarine Monitors
Repeat radar/chartplotter display
Searchlight controls
Stainless Steel handrails
Teak-laid flybridge deck
Teak-laid oversize flybridge steps
Trim tab controls
Twin radar masts with down-lighting
Two forward facing helm seats
VHF Radio telephone incorporating intercom to main helm
Wind-deflecting screen

Forward En Suite & Guest Bathroom

220v/240v shaving point
Extractor fan
Freshwater vacuum flush toilets (new seals)
Full set of bathroom fittings
Full standing height shower stalls with solid teak gratings, seat and hinged glass door
Mirror
Skylight
Stainless Steel opening porthole(s) with flyscreen
Vanity unit with pedestal washbasin(s)

Forward Stateroom

Access to en suite shower room/heads
Bedside stowage
Built-in security safe
CD/Radio
LED ceiling lights
Kingsize double bed with interior sprung mattress
Large hatch with flyscreen and concealed blinds to foredeck
LCD television 13"
Mid-level port and starboard lockers
Mirror
Reading lights
Stainless Steel opening porthole(s) with flyscreen
Wardrobe(s)

Freshwater System

Automatic, pressurised supply with manual 'OFF' override switch at lower helm
Calorifier hot water system
Shore power immersion heater 2kW 240v - Water tanks

Fuel System

Fuel filler splash stop and anti-foaming device
Fuel sight gauges
High capacity water separators and fuel filters with audible alarms at lower helm
Individual fillers and vents to port and starboard
Integrated cross-over fuel system
Marine grade alloy fuel tanks x 2
Self-balancing fuel filling system

Galley

Crockery stowage
Cutlery drawer
Dedicated freezer below countertop
Dedicated refrigerator below countertop
Dishwasher
Electric ceramic/halogen hob (4 burner)
Microwave-oven
Extractor fan
LED ceiling lights
Lacquered cupboard doors
Open-plan galley with powered screen
Sinks x 2 with hot and cold mixer tap
Teak and Holly floor
Trash compactor
Worktop lights

Hullform and Construction

All gel coat and glass fibre hand laid with unidirectional, biaxial and woven rovings
Bowthruster (hydraulic) 25hp
Deep V forward; 18deg deadrise aft- Designed by Bernard Olesinski and the Fairline design team
Full length moulded spray deflector
Hull/deck join bolted and bonded
Integrally moulded engine bearers
Isophthalic gel coat backed by isophthalic resin-rich powder-bound glass mat
The deck incorporates polyurethane foam cores for high

strength and excellent thermal insulation -The integral bathing platform gives the boat a longer waterline length for improved performance, particularly at reduced power settings
The propellers are set in semi-tunnels enabling the engines to be located further aft, also reducing draught and improving efficiency by reducing the shaft angle
Transverse and longitudinal strengthening stringers throughout hull

Hydraulic System

Centralised hydraulic system (garage door rams/tender winch/passerelle/transom door/bowthruster and windlass)

Main Helm Position

12v socket
Access from helm to deck via 2 electrically locking side doors
Adjustable air conditioning vents
Adjustable tilt steering wheel
Bilge pump switches with integral operating warning lights and audible alarms
Bowthruster controls
Centralised vacuum cleaning system for lower and upper decks- Chart stowage
Chartable and light- Controls far engine bay fire extinguisher system
Domestic water management system
Drinks holders
Echosounder and speedometer/distance log repeater with sea water temperature read out
Electronic single-lever throttle and gear controls
Engine diagnostic system - 2 New Raymarine Monitors
Foghorn with siren and loudhailer facility
Full engine instrumentation including; tachometers, oil pressure gauges, temperature gauges and battery condition indicators, audible alarms and engine hour meters
GPS/radar/chartplotter interfaced with autopilot
Helm position indicator
High speed magnetic compass
Powered steering
Red night-light illumination to helm
Remote anchor winch controls
Searchlight controls
Teak and Holly floor
Trim tab controls
Twin independent Recaro helm and co-pilot seats with electric adjustment
VHF Radio telephone incorporating intercom to upper helm

Main Saloon

Drinks cabinet complete with crystal glasses
Full-height standing headroom
LED ceiling lights
Luxurious saloon appointments including 30" LCD television and state-of-the-art Bose surround sound DVD/CD/Radio built into a tailor-made entertainment centre
Overhead handrail
Reading chair(s) (new upholstery)
Sideboard with icemaker
Sofa (new upholstery)
Table lamps
Wall-mounted bar unit

Master En Suite Bathroom

220v/240v shaving point
Bidet
Extractor fan
Freshwater vacuum flush toilets (new pumps)
Full set of bathroom fittings
Full standing height shower stalls with solid teak gratings and hinged glass door
LED ceiling lights
Large walk-in shower with solid teak gratings and body-jets

Mirror
Twin portrait portholes with flyscreen
Vanity unit with twin pedestal glass washbasins

Master En Suite Dressing Room

Built-in security safe
LED ceiling lights
Hanging rails and drawers to optimise space
Mirror

Master Stateroom

Access to en suite shower room/heads
Bedside stowage
Drawer(s) under bed
Full width Master Stateroom with triple portrait portholes port and starboard
Full-height standing headroom
LED ceiling lights
Home Cinema Surround Sound CD/Radio/DVD
Kingsize double bed with interior sprung mattress
LCD television 15"
Mirror
Reading lights
Recessed bookshelves
Sofa (new upholstery)
Twin bedside tables
Vanity unit/bureau with chair, 240v power, telephone and inverter points

Port Guest Cabin

Access to en suite shower room/heads
Bedside stowage
CD/Radio
Drawer(s) under bed
Full length berths x 2 with interior sprung mattresses
LED ceiling lights
LCD television 13"
Lockers (mid-level)
Mirror
Reading lights
Stainless Steel opening porthole(s) with flyscreen
Wardrobe(s)

Port Helm Station

Granite counter
Extending chart table
Helm extension for additional equipment installations
Seat base stowage
Timber flooring

Standard Specification

Access to port and starboard side decks from lower helm
Adjustable/Tilt steering wheel
Aft cockpit enclosure covers
Air conditioning/reverse cycle heating system to main accommodation
Anchor winch (hydraulic)
Bose DVD/CD/Radio home cinema surround sound system to saloon
Bowthruster 25hp
Calibrated anchor chain
Dining table with Burr Elm features
Dripless shaft seals
Dual station VHF Radio telephone incorporating intercom between lower and upper helms
Echosounder and speedometer/distance log with sea water temperature read out
Electrically adjusted backrest dining seating/sunbed
Electro-hydraulic trim tabs with cathodic protection
Full width Master Stateroom with triple portrait portholes port and starboard

Fully equipped flybridge bar
 Glendinning cable masters
 GPS/radar/chartplotter interfaced with autopilot
 Hot and cold water transom shower
 Large walk-in shower with body jets
 LCD televisions in saloon and all main cabins
 Onan generator 2 x 17.5kW
 Open-plan galley with powered screen Remote control
 searchlight Remote control, concealed, telescopic hydraulic
 passerelle
 Repeat flybridge engine instrumentation, controls and
 electronics
 Self-stowing through-hull Delta anchor
 Sideboard with icemaker
 Stainless Steel pantograph windscreen wipers
 Teak-laid bathing platform
 Teak-laid bulwarks
 Teak-laid floor throughout self-draining cockpit
 Teak-laid oversize flybridge steps
 Twin independent Recaro helm and co-pilot seats with electric
 adjustment

Starboard Guest Cabin

Bedside stowage
 CD/Radio
 Drawer(s) under bed
 Full length berths x 2 with interior sprung mattresses
 LED ceiling lights
 LCD television 13"
 Lockers (mid-level)
 Mirror
 Reading lights
 Stainless Steel opening porthole(s) with flyscreen
 Wardrobe(s)

Waste Water System

Automatic tank discharge with manual override
 Holding tank for aft cabin (8 gallon/10 US gallon 37L capacity)
 Holding tanks x 2(85 gallon/100 US gallon (385L) total
 capacity)

General information

Make:	Fairline
Model:	Squadron 74
Year:	2005
Condition:	Used

Engine

Engine:	CAT C30, 1550 hp
Engine type:	
Fuel type:	Diesel

Measurements

Length:	22.7 m (74.48 ft)
Beam:	5.7 m (18.70 ft)
Deep:	1.61 m (5.28 ft)
Weight:	63380 ()

Accommodation

Cabins:	0
Berths:	0



Image courtesy of JD Yachts



Image courtesy of JD Yachts



Image courtesy of JD Yachts



Image courtesy of JD Yachts



Image courtesy of JD Yachts



Image courtesy of JD Yachts



Image courtesy of JD Yachts



Image courtesy of JD Yachts



Image courtesy of JD Yachts



Image courtesy of JD Yachts



Image courtesy of JD Yachts



Image courtesy of JD Yachts



Image courtesy of JD Yachts



Image courtesy of JD Yachts



Image courtesy of JD Yachts



Image courtesy of JD Yachts



Image courtesy of JD Yachts



Image courtesy of JD Yachts



Image courtesy of JD Yachts



Image courtesy of JD Yachts



Image courtesy of JD Yachts



Image courtesy of JD Yachts



Image courtesy of JD Yachts



Image courtesy of JD Yachts



Image courtesy of JD Yachts



Image courtesy of JD Yachts



Image courtesy of JD Yachts



Image courtesy of JD Yachts



Image courtesy of JD Yachts



Image courtesy of JD Yachts



Image courtesy of JD Yachts



Image courtesy of JD Yachts



Image courtesy of JD Yachts



Image courtesy of JD Yachts



Image courtesy of JD Yachts



Image courtesy of JD Yachts



Image courtesy of JD Yachts



Image courtesy of JD Yachts



Image courtesy of JD Yachts



Image courtesy of JD Yachts



Image courtesy of JD Yachts



Image courtesy of JD Yachts



Image courtesy of JD Yachts



Image courtesy of JD Yachts



Image courtesy of JD Yachts



Image courtesy of JD Yachts



Image courtesy of JD Yachts



Image courtesy of JD Yachts



Image courtesy of JD Yachts



Image courtesy of JD Yachts



Image courtesy of JD Yachts



Image courtesy of JD Yachts



Image courtesy of JD Yachts



Image courtesy of JD Yachts



Image courtesy of JD Yachts



Image courtesy of JD Yachts



Image courtesy of JD Yachts



Image courtesy of JD Yachts



Image courtesy of JD Yachts



Image courtesy of JD Yachts



Image courtesy of JD Yachts



Image courtesy of JD Yachts



Image courtesy of JD Yachts



Image courtesy of JD Yachts




Image courtesy of JD Yachts



Image courtesy of JD Yachts




Image courtesy of JD Yachts



Image courtesy of JD Yachts



Image courtesy of JD Yachts



Image courtesy of JD Yachts



Image courtesy of JD Yachts



Image courtesy of JD Yachts

JD YACHTS LIMITED

80 THE ESPLANADE

DT4 7AA WEYMOUTH

United Kingdom (UK)

Phone: +44 (0) 1305 766504

<http://jdyachts.com>



 YACHTS.