



Fairline Squadron 65

£1,495,950 • Menorca Spain • Used • 2018

Presented by

Justin Garwell
Phone: +44 (0) 1305 766504

JD YACHTS LIMITED
80 THE ESPLANADE
DT4 7AA WEYMOUTH
United Kingdom (UK)




Details

Make:	Fairline
Model:	Squadron 65
Year:	2018
Condition:	Used
Engine:	Caterpillar C18, 1150 hp
Engine type:	
Fuel type:	Diesel
Length:	20.41 m (66.96 ft)
Beam:	5.24 m (17.19 ft)
Cabins:	0
Berths:	0



JD YACHTS
LIMITED



7zea.com

Description

ENG

2018. 2 x 1150 HP Caterpillar C18
8 berths in 4 cabins
Lying: Menorca Spain

ENG

Extras

19" TV with Fusion RA205 and wireless connectivity to crew cabin
2 x Garmin GPSmap 8012 (12") touchscreens to upper helm
22" TV with Fusion RA205 and wireless connectivity to all 3 guest cabins
3.5m letterbox style passerelle
3rd helm station - wander lead
40" TV to saloon with Harman Kardon system
Aft crew cabin fit out including air conditioning
Aft deck capstans
Anchoring upgrade pack
Audio upgrade to Bose
Blue/white underwater lights
Bow seating including lighting, AV & speakers, carbon poles and sunshade
Ceiling grab rails to cockpit & saloon
Cockpit table
Cool box to cockpit
Copper coat antifouling to hull in lieu of standard antifouling
Cushion for on top of crew cabin hatch
Diamond stitching to cockpit, flybridge and bow seating areas
Dimmers to cockpit and flybridge lighting
Dishwasher to galley
Drinks holders on flybridge - 2 either side of helm & 1 between helm seats
Element 7" walnut wood floor to saloon, galley, stairs & lower companionway
Extra gas strut to crew cabin door
Full electric helm and co-pilot seats
Garmin GPSmap 8012 (12") touchscreen upgrade to lower helm
GRP hardtop with electric canvas roof panel
High capacity air-conditioning (includes 22.5kW generator)
Hydraulic bow and stern thrusters
Invertor & breakers
New 2018 hull windows & extended bathing platform (300mm)
Replace hatch in crew cabin ensuite with door to storage area
Safe with digital keypad
Seakeeper NG9 gyroscopic stabilisers
Sonihull fitted to engine room and bow area on separate fused spurs
Taupe helm gel coat to match Taupe seating
Teak laid flybridge flooring
Teak laid side decks
Wardrobe behind master cabin door
Washer/dryer to lobby
Water maker with control to galley
White interior mood lighting
White LED side deck illumination and mood lighting to exterior
Williams 385 with chocks and pad eyes
Wine cooler to portside stair cupboards (1st cupboard)

Standard Specification

Aft Crew Cabin

220V/240V shaving point
Access to en suite bathroom
Aft crew cabin access from cockpit with stairs
Air conditioning
Aluminium opening porthole(s) with flyscreen

Electric silent-flush freshwater toilet
Full set of Heirlooms fine bed linen (includes pillows and duvet)
Full standing height shower with hinged floor tray
LED ceiling lights
Mirror
One fold-up berth and one fixed berth with drawers
Power point(s)
Random teak floor
Shower proof curtains
Sink with hot and cold mixer tap

Aft Crew Cabin (optional)

220V/240V shaving point
Access to en suite bathroom
Aft crew cabin access from cockpit with stairs
Air conditioning
Aluminium opening porthole(s) with flyscreen
Electric silent-flush freshwater toilet
Full set of Heirlooms fine bed linen (includes pillows and duvet)
Full standing height shower with hinged floor tray
LED ceiling lights
Mirror
One fold-up berth and one fixed berth with drawers
Power point(s)
Random teak floor
Shower proof curtains
Sink with hot and cold mixer tap

Deck

Anchor chain locker
Anchor winch controls
Calibrated anchor chain
Cushions for forward sundeck
Deck wash outlets
External covers to windscreen
Fender set
Fender stowage
Full set of IMCO navigation lights
Hot and cold water transom shower
Moulded non-slip deck surface
Recessed self-draining area on foredeck for coachroof sun cushions
Riding light
Rigid swim ladder to bathing platform
Rubbing strake
Self-stowing Delta® anchor
Stainless steel bow, spring and stern cleats
Stainless steel bow fairlead(s)
Stainless steel grab rail(s) on each transom wing
Stainless steel handrails
Stainless steel pulpit
Starboard side access door
Teak laid bathing platform
Transom gate from cockpit to hi/lo bathing platform
Twin horns
Water filler(s)
Windscreen washers

Flybridge And Second Helm Position

12V heavy duty weatherproof socket
Adjustable/tilt steering wheel
Adjustable bolstered helm seating
Bilge pump switches with integral operating warning lights and audible alarms
Bow thruster controls
Chaise Longue on port and starboard side with adjustable backrest
Companion seating to helm
Day beds

Dedicated dining seating with large dining table
Drinks holders
Echosounder and speedometer/distance log repeater(s) with sea water temperature read out
Electronic single-lever throttle and gear controls for port and starboard engines
Flybridge access hatch
Flybridge bar with refrigerator, icemaker, sink and electric griddle
Furniture covers
Helm position indicator
High speed magnetic compass
Instrument covers
Large sunbathing area forward of helm position with non-absorbent foam-filled cushions
MP3 connector with 100w amplifier
Moulded non-slip deck surface
Powered steering
Radar arch/mast
Remote anchor winch controls
Remote control searchlight with controls at both helm stations
Repeat autopilot controls
Repeat flybridge engine instrumentation, controls and electronics
Stainless steel handrails
Storage unit housing waste bin
Teak laid oversize flybridge steps
Teak table
Trim tab controls
VHF radio incorporating intercom
Waterproof speakers
Wind-deflecting screen with grab rail

Main Helm Position

12V socket
Access to deck via side door
Adjustable/tilt steering wheel
Bilge pump switches with integral operating warning lights and audible alarms
Bow thruster controls
Chart table and light
Controls for engine bay fire extinguisher system
Drinks holders
Electronic single-lever throttle and gear controls for port and starboard engines
Foghorn with siren and loudhailer facility
Fuel gauges
Full engine instrumentation including; tachometers, oil pressure gauges, temperature gauges, battery condition indicators, audible alarms and engine hour meters
Garmin GHC 20 autopilot system with colour display
Garmin GMI 20 digital multi-function instrument system with colour display
Garmin GMR 404 Open Array Radar (4ft, 4kW)
Garmin GPS 17x Antenna
Garmin GPSmap 6012 (12") Display
Garmin VHF 300i marine radio
Helm position indicator
High speed magnetic compass
Mood lighting
Powered steering
Random teak floor
Red night-light illumination to helm
Remote anchor winch controls
Searchlight controls
Seat base stowage
Trim tab controls
Twin independent helm and co-pilot seats

Electrical Systems

230 - 240V 50Hz
All 240V, 24V and 12V circuits (where applicable) protected by circuit breakers with main electrical load control panel
Dimmer switches

Fire shutdown system
Heavy duty circuit breakers
Isolating switches to all batteries
Onan generator 17.5kW
12 Volt
Voltage dropper from domestic batteries
24 Volt
Batteries - 2 x heavy duty batteries exclusively for port engine starting
Batteries - 2 x heavy duty batteries exclusively for starboard engine starting
Batteries - 4 x heavy duty batteries wired in parallel supply for domestic services and port engine starting
Emergency battery coupling system permits each engine to start from opposite battery bank
240 Volt
Polarity check and earth leakage protection system
Power points throughout the boat (fed from shore power or generator)
Regulated 75amp charger for domestic batteries
Shore power supply
Spare circuit breakers for optional equipment

Aft Cockpit/transom

3 stage opening aft door
12V heavy duty weatherproof socket
Access hatch to engine room and lazarette
Access hatch to optional aft crew cabin
Aft cockpit enclosure covers
Bathing platform lights
Blue LED lighting to cockpit
Boat hook
Flybridge access hatch
Life raft stowage
Manual bilge pump(s)
Mooring warps
Overhead handrail
Teak laid floor throughout self-draining cockpit
Teak table with 2 folding chairs
Warp lockers
White cockpit overhead lights

Hullform And Construction

All gel coat and glass fibre hand laid with unidirectional, biaxial and woven rovings
Bow thruster
Deep 'V' forward; 18° deadrise aft
Design, layout and detailing by the Fairline Design Team.
Naval architecture and structural engineering by Bernard Olesinski
Full length moulded spray deflectors
Holding tank(s) with electric pump
Hull/deck join bolted and bonded
Hydraulic hi/lo bathing platform for tender launching and recovery
Integrally moulded engine bearers
Isophthalic gel coat backed by isophthalic resin-rich powder-bound glass mat
The deck incorporates polyurethane foam cores for high strength and excellent thermal insulation
The propellers are set in semi-tunnels enabling the engines to be located further aft, also reducing draught and improving efficiency by reducing the shaft angle
Thermal insulation to forward cabin and upper deck roof space
Transverse frames and longitudinal stringers throughout hull

Main Saloon

32" TV with Harman Kardon® entertainment system and wireless connectivity
Drinks cabinets complete with 6 'Squadron' engraved lead crystal tumblers
Gold bullion venetian blinds
Handrail

LED ceiling lights
Power lift TV feature
Sideboard
Sliding door to cockpit
Sofa with storage lockers

Dinette

2 cube stools
Dining seating for 6
Dining table with fold-out leaf
Gold bullion venetian blinds

Galley

Avonite® work surface with covers
Combination oven/microwave
Crockery stowage
Electric induction hob
Extractor fan
Freezer
Integrated waste bin
LED ceiling lights
Powerdrop window
Random teak floor
Refrigerator
Stowage cupboards and drawers
Timber cupboard doors
Twin sinks with hot and cold mixer tap
Work surface lights

Master Stateroom

32" TV with Fusion AV700 DVD/radio and wireless connectivity
Double bed with interior sprung mattress
Drawer(s) under bed
Feature windows with opening portholes
Full-height standing headroom
Full length mirror
Full set of Heirlooms fine bed linen (includes pillows and duvet)
Gold bullion venetian blinds
LED ceiling lights
Reading lights
Twin bedside tables
Upholstered bedhead
Vanity unit/bureau with chair
Wardrobe with cedar linings

Master En Suite

220V/240V shaving point
Automatic shower tray pump-out system
Avonite® vanity unit with locker and twin basins with hot and cold pressurised water
Electric silent-flush freshwater toilet
Extractor fan
Feature windows with opening portholes
Full set of bathroom fittings
Full standing height shower with hinged door
Glass partition with venetian blinds
Gold bullion venetian blinds
LED ceiling lights
Lockers (overhead)
Mirror
Random teak floor
Towel rail

Forward Stateroom

Bedside stowage
Double bed with interior sprung mattress
Feature windows with opening portholes
Full-height standing headroom
Full length mirror
Full set of Heirlooms fine bed linen (includes pillows and duvet)
Gold bullion venetian blinds

LED ceiling lights
Large hatch with flyscreen and concealed blinds to foredeck
Reading lights
Skylight with electric blinds
Upholstered bedhead
Wardrobe(s)

Forward En Suite

220V/240V shaving point
Automatic shower tray pump-out system
Avonite® vanity unit with locker and basin with hot and cold pressurised water
Electric silent-flush freshwater toilet
Extractor fan
Feature window with opening porthole
Full set of bathroom fittings
Full standing height shower with hinged door
Mirror
Random teak floor
Stowage locker
Towel rail

Starboard Guest Cabin

Bedside stowage
Drawer(s) under bed
Feature windows with opening porthole
Full length berths x 2 with high-comfort interior sprung mattresses
Full length mirror
Full set of Heirlooms fine bed linen (includes pillows and duvet)
Gold bullion venetian blinds
Hanging locker with mirror
LED ceiling lights
Lockers (mid-level)
Reading lights
Wardrobe

Port Guest Cabin

Full length bunks x 2 with high-comfort interior sprung mattresses
Full length mirror
Full set of Heirlooms fine bed linen (includes pillows and duvet)
Gold bullion venetian blinds
LED ceiling lights
Opening porthole
Reading lights
Wardrobe

Guest Cabin En Suite

220V/240V shaving point
Automatic shower tray pump-out system
Avonite® vanity unit with locker and basin with hot and cold pressurised water
Electric silent-flush freshwater toilet
Extractor fan
Feature window with opening porthole
Frosted porthole
Full set of bathroom fittings
Full standing height shower with hinged door
Mirror
Random teak floor
Stowage locker
Towel rail

Engines And Sterngear

Access through cockpit hatch
Aerodynamically designed engine air intakes
Automatic bilge pumps for forward bilge, engine bay and rudder bay with manual 'on' override
Automatic engine bay fire extinguisher system with warnings at both helms

Bow thruster
 Dripless shaft seals
 Electric engine bay fan(s)
 Electric trim tabs with cathodic protection
 Engine bay lights
 Engine room soundproofing
 Exhaust overheat warning system
 High capacity emergency manual bilge pump system with changeover valves
 High corrosion-resistant TEMET shafts
 Manganese bronze 'P' brackets
 Manganese bronze propellers contra-rotating
 Sea cocks on all inlets/outlets below waterline
 Water cooled engine exhausts with through hull outlets

Fuel System

Fuel balance pipe
 High capacity water separators and fuel filters with audible alarms at lower helm
 Individual fillers and vents to port and starboard
 Marine grade alloy fuel tanks x 2

Freshwater System

Automatic, pressurised supply
 Calorifier hot water system
 Manual override switch at lower helm
 Water tank(s)
 Waste Water System
 Holding tank(s) with electric pump
 Air Conditioning and Heating Systems
 Screen demist vents linked to air conditioning

General information

Make:	Fairline
Model:	Squadron 65
Year:	2018
Condition:	Used

Engine

Engine:	Caterpillar C18, 1150 hp
Engine type:	
Fuel type:	Diesel

Measurements

Length:	20.41 m (66.96 ft)
Beam:	5.24 m (17.19 ft)
Deep:	1.37 m (4.49 ft)
Weight:	36000 ()

Accommodation

Cabins:	0
Berths:	0

Images



Image courtesy of JD Yachts



Image courtesy of JD Yachts



Image courtesy of JD Yachts



Image courtesy of JD Yachts



Image courtesy of JD Yachts



Image courtesy of JD Yachts



Image courtesy of JD Yachts



Image courtesy of JD Yachts



Image courtesy of JD Yachts



Image courtesy of JD Yachts



Image courtesy of JD Yachts



Image courtesy of JD Yachts



Image courtesy of JD Yachts



Image courtesy of JD Yachts



Image courtesy of JD Yachts



Image courtesy of JD Yachts



Image courtesy of JD Yachts



Image courtesy of JD Yachts




Image courtesy of JD Yachts



Image courtesy of JD Yachts



Image courtesy of JD Yachts



Image courtesy of JD Yachts



Image courtesy of JD Yachts



Image courtesy of JD Yachts



Image courtesy of JD Yachts



Image courtesy of JD Yachts



Image courtesy of JD Yachts



Image courtesy of JD Yachts



Image courtesy of JD Yachts



Image courtesy of JD Yachts



Image courtesy of JD Yachts




Image courtesy of JD Yachts

JD YACHTS LIMITED

80 THE ESPLANADE
DT4 7AA WEYMOUTH
United Kingdom (UK)

Phone: +44 (0) 1305 766504

<http://jdyachts.com>



 YACHTS.