



Fairline Squadron 65

£1,395,995 • Menorca Spain • Used • 2018

Presented by

Justin Garwell
Phone: +44 (0) 1305 766504

JD YACHTS LIMITED
80 THE ESPLANADE
DT4 7AA WEYMOUTH
United Kingdom (UK)




Details

Make:	Fairline
Model:	Squadron 65
Year:	2018
Condition:	Used
Engine:	Caterpillar C18, 1150 hp
Engine type:	
Fuel type:	Diesel
Length:	20.41 m (66.96 ft)
Beam:	5.24 m (17.19 ft)
Cabins:	0
Berths:	0



JD YACHTS
LIMITED



7zea.com

Description

ENG 2018. 2 x 1150 HP Caterpillar C18 8 berths in 4 cabins Lying: Menorca Spain	Electric silent-flush freshwater toilet Full set of Heirlooms fine bed linen (includes pillows and duvet) Full standing height shower with hinged floor tray LED ceiling lights Mirror One fold-up berth and one fixed berth with drawers Power point(s) Random teak floor Shower proof curtains Sink with hot and cold mixer tap
ENG Extras	Aft Crew Cabin (optional)
19" TV with Fusion RA205 and wireless connectivity to crew cabin 2 x Garmin GPSmap 8012 (12") touchscreens to upper helm 22" TV with Fusion RA205 and wireless connectivity to all 3 guest cabins 3.5m letterbox style passerelle 3rd helm station - wander lead 40" TV to saloon with Harman Kardon system Aft crew cabin fit out including air conditioning Aft deck capstans Anchoring upgrade pack Audio upgrade to Bose Blue/white underwater lights Bow seating including lighting, AV & speakers, carbon poles and sunshade Ceiling grab rails to cockpit & saloon Cockpit table Cool box to cockpit Copper coat antifouling to hull in lieu of standard antifouling Cushion for on top of crew cabin hatch Diamond stitching to cockpit, flybridge and bow seating areas Dimmers to cockpit and flybridge lighting Dishwasher to galley Drinks holders on flybridge - 2 either side of helm & 1 between helm seats Element 7" walnut wood floor to saloon, galley, stairs & lower companionway Extra gas strut to crew cabin door Full electric helm and co-pilot seats Garmin GPSmap 8012 (12") touchscreen upgrade to lower helm GRP hardtop with electric canvas roof panel High capacity air-conditioning (includes 22.5kW generator) Hydraulic bow and stern thrusters Invertor & breakers New 2018 hull windows & extended bathing platform (300mm) Replace hatch in crew cabin ensuite with door to storage area Safe with digital keypad Seakeeper NG9 gyroscopic stabilisers Sonihull fitted to engine room and bow area on separate fused spurs Taupe helm gel coat to match Taupe seating Teak laid flybridge flooring Teak laid side decks Wardrobe behind master cabin door Washer/dryer to lobby Water maker with control to galley White interior mood lighting White LED side deck illumination and mood lighting to exterior Williams 385 with chocks and pad eyes Wine cooler to portside stair cupboards (1st cupboard)	220V/240V shaving point Access to en suite bathroom Aft crew cabin access from cockpit with stairs Air conditioning Aluminium opening porthole(s) with flyscreen Electric silent-flush freshwater toilet Full set of Heirlooms fine bed linen (includes pillows and duvet) Full standing height shower with hinged floor tray LED ceiling lights Mirror One fold-up berth and one fixed berth with drawers Power point(s) Random teak floor Shower proof curtains Sink with hot and cold mixer tap
	Deck
	Anchor chain locker Anchor winch controls Calibrated anchor chain Cushions for forward sundeck Deck wash outlets External covers to windscreen Fender set Fender stowage Full set of IMCO navigation lights Hot and cold water transom shower Moulded non-slip deck surface Recessed self-draining area on foredeck for coachroof sun cushions Riding light Rigid swim ladder to bathing platform Rubbing strake Self-stowing Delta® anchor Stainless steel bow, spring and stern cleats Stainless steel bow fairlead(s) Stainless steel grab rail(s) on each transom wing Stainless steel handrails Stainless steel pulpit Starboard side access door Teak laid bathing platform Transom gate from cockpit to hi/lo bathing platform Twin horns Water filler(s) Windscreen washers
	Flybridge And Second Helm Position
	12V heavy duty weatherproof socket Adjustable/tilt steering wheel Adjustable bolstered helm seating Bilge pump switches with integral operating warning lights and audible alarms Bow thruster controls Chaise Longue on port and starboard side with adjustable backrest Companion seating to helm Day beds

- Dedicated dining seating with large dining table
- Drinks holders
- Echosounder and speedometer/distance log repeater(s) with sea water temperature read out
- Electronic single-lever throttle and gear controls for port and starboard engines
- Flybridge access hatch
- Flybridge bar with refrigerator, icemaker, sink and electric griddle
- Furniture covers
- Helm position indicator
- High speed magnetic compass
- Instrument covers
- Large sunbathing area forward of helm position with non-absorbent foam-filled cushions
- MP3 connector with 100w amplifier
- Moulded non-slip deck surface
- Powered steering
- Radar arch/mast
- Remote anchor winch controls
- Remote control searchlight with controls at both helm stations
- Repeat autopilot controls
- Repeat flybridge engine instrumentation, controls and electronics
- Stainless steel handrails
- Storage unit housing waste bin
- Teak laid oversize flybridge steps
- Teak table
- Trim tab controls
- VHF radio incorporating intercom
- Waterproof speakers
- Wind-deflecting screen with grab rail

Main Helm Position

- 12V socket
- Access to deck via side door
- Adjustable/tilt steering wheel
- Bilge pump switches with integral operating warning lights and audible alarms
- Bow thruster controls
- Chart table and light
- Controls for engine bay fire extinguisher system
- Drinks holders
- Electronic single-lever throttle and gear controls for port and starboard engines
- Foghorn with siren and loudhailer facility
- Fuel gauges
- Full engine instrumentation including; tachometers, oil pressure gauges, temperature gauges, battery condition indicators, audible alarms and engine hour meters
- Garmin GHC 20 autopilot system with colour display
- Garmin GMI 20 digital multi-function instrument system with colour display
- Garmin GMR 404 Open Array Radar (4ft, 4kW)
- Garmin GPS 17x Antenna
- Garmin GPSmap 6012 (12") Display
- Garmin VHF 300i marine radio
- Helm position indicator
- High speed magnetic compass
- Mood lighting
- Powered steering
- Random teak floor
- Red night-light illumination to helm
- Remote anchor winch controls
- Searchlight controls
- Seat base stowage
- Trim tab controls
- Twin independent helm and co-pilot seats

Electrical Systems

- 230 - 240V 50Hz
- All 240V, 24V and 12V circuits (where applicable) protected by circuit breakers with main electrical load control panel
- Dimmer switches

- Fire shutdown system
- Heavy duty circuit breakers
- Isolating switches to all batteries
- Onan generator 17.5kW
- 12 Volt
- Voltage dropper from domestic batteries
- 24 Volt
- Batteries - 2 x heavy duty batteries exclusively for port engine starting
- Batteries - 2 x heavy duty batteries exclusively for starboard engine starting
- Batteries - 4 x heavy duty batteries wired in parallel supply for domestic services and port engine starting
- Emergency battery coupling system permits each engine to start from opposite battery bank
- 240 Volt
- Polarity check and earth leakage protection system
- Power points throughout the boat (fed from shore power or generator)
- Regulated 75amp charger for domestic batteries
- Shore power supply
- Spare circuit breakers for optional equipment

Aft Cockpit/transom

- 3 stage opening aft door
- 12V heavy duty weatherproof socket
- Access hatch to engine room and lazarette
- Access hatch to optional aft crew cabin
- Aft cockpit enclosure covers
- Bathing platform lights
- Blue LED lighting to cockpit
- Boat hook
- Flybridge access hatch
- Life raft stowage
- Manual bilge pump(s)
- Mooring warps
- Overhead handrail
- Teak laid floor throughout self-draining cockpit
- Teak table with 2 folding chairs
- Warp lockers
- White cockpit overhead lights

Hullform And Construction

- All gel coat and glass fibre hand laid with unidirectional, biaxial and woven rovings
- Bow thruster
- Deep 'V' forward; 18° deadrise aft
- Design, layout and detailing by the Fairline Design Team.
- Naval architecture and structural engineering by Bernard Olesinski
- Full length moulded spray deflectors
- Holding tank(s) with electric pump
- Hull/deck join bolted and bonded
- Hydraulic hi/lo bathing platform for tender launching and recovery
- Integrally moulded engine bearers
- Isophthalic gel coat backed by isophthalic resin-rich powder-bound glass mat
- The deck incorporates polyurethane foam cores for high strength and excellent thermal insulation
- The propellers are set in semi-tunnels enabling the engines to be located further aft, also reducing draught and improving efficiency by reducing the shaft angle
- Thermal insulation to forward cabin and upper deck roof space
- Transverse frames and longitudinal stringers throughout hull

Main Saloon

- 32" TV with Harman Kardon® entertainment system and wireless connectivity
- Drinks cabinets complete with 6 'Squadron' engraved lead crystal tumblers
- Gold bullion venetian blinds
- Handrail

LED ceiling lights
Power lift TV feature
Sideboard
Sliding door to cockpit
Sofa with storage lockers

Dinette

2 cube stools
Dining seating for 6
Dining table with fold-out leaf
Gold bullion venetian blinds

Galley

Avonite® work surface with covers
Combination oven/microwave
Crockery stowage
Electric induction hob
Extractor fan
Freezer
Integrated waste bin
LED ceiling lights
Powerdrop window
Random teak floor
Refrigerator
Stowage cupboards and drawers
Timber cupboard doors
Twin sinks with hot and cold mixer tap
Work surface lights

Master Stateroom

32" TV with Fusion AV700 DVD/radio and wireless connectivity
Double bed with interior sprung mattress
Drawer(s) under bed
Feature windows with opening portholes
Full-height standing headroom
Full length mirror
Full set of Heirlooms fine bed linen (includes pillows and duvet)
Gold bullion venetian blinds
LED ceiling lights
Reading lights
Twin bedside tables
Upholstered bedhead
Vanity unit/bureau with chair
Wardrobe with cedar linings

Master En Suite

220V/240V shaving point
Automatic shower tray pump-out system
Avonite® vanity unit with locker and twin basins with hot and cold pressurised water
Electric silent-flush freshwater toilet
Extractor fan
Feature windows with opening portholes
Full set of bathroom fittings
Full standing height shower with hinged door
Glass partition with venetian blinds
Gold bullion venetian blinds
LED ceiling lights
Lockers (overhead)
Mirror
Random teak floor
Towel rail

Forward Stateroom

Bedside stowage
Double bed with interior sprung mattress
Feature windows with opening portholes
Full-height standing headroom
Full length mirror
Full set of Heirlooms fine bed linen (includes pillows and duvet)
Gold bullion venetian blinds

LED ceiling lights
Large hatch with flyscreen and concealed blinds to foredeck
Reading lights
Skylight with electric blinds
Upholstered bedhead
Wardrobe(s)

Forward En Suite

220V/240V shaving point
Automatic shower tray pump-out system
Avonite® vanity unit with locker and basin with hot and cold pressurised water
Electric silent-flush freshwater toilet
Extractor fan
Feature window with opening porthole
Full set of bathroom fittings
Full standing height shower with hinged door
Mirror
Random teak floor
Stowage locker
Towel rail

Starboard Guest Cabin

Bedside stowage
Drawer(s) under bed
Feature windows with opening porthole
Full length berths x 2 with high-comfort interior sprung mattresses
Full length mirror
Full set of Heirlooms fine bed linen (includes pillows and duvet)
Gold bullion venetian blinds
Hanging locker with mirror
LED ceiling lights
Lockers (mid-level)
Reading lights
Wardrobe

Port Guest Cabin

Full length bunks x 2 with high-comfort interior sprung mattresses
Full length mirror
Full set of Heirlooms fine bed linen (includes pillows and duvet)
Gold bullion venetian blinds
LED ceiling lights
Opening porthole
Reading lights
Wardrobe

Guest Cabin En Suite

220V/240V shaving point
Automatic shower tray pump-out system
Avonite® vanity unit with locker and basin with hot and cold pressurised water
Electric silent-flush freshwater toilet
Extractor fan
Feature window with opening porthole
Frosted porthole
Full set of bathroom fittings
Full standing height shower with hinged door
Mirror
Random teak floor
Stowage locker
Towel rail

Engines And Sterngear

Access through cockpit hatch
Aerodynamically designed engine air intakes
Automatic bilge pumps for forward bilge, engine bay and rudder bay with manual 'on' override
Automatic engine bay fire extinguisher system with warnings at both helms

Bow thruster
Dripless shaft seals
Electric engine bay fan(s)
Electric trim tabs with cathodic protection
Engine bay lights
Engine room soundproofing
Exhaust overheat warning system
High capacity emergency manual bilge pump system with changeover valves
High corrosion-resistant TEMET shafts
Manganese bronze 'P' brackets
Manganese bronze propellers contra-rotating
Sea cocks on all inlets/outlets below waterline
Water cooled engine exhausts with through hull outlets

Fuel System

Fuel balance pipe
High capacity water separators and fuel filters with audible alarms at lower helm
Individual fillers and vents to port and starboard
Marine grade alloy fuel tanks x 2

Freshwater System

Automatic, pressurised supply
Calorifier hot water system
Manual override switch at lower helm
Water tank(s)
Waste Water System
Holding tank(s) with electric pump
Air Conditioning and Heating Systems
Screen demist vents linked to air conditioning

General information

Make:	Fairline
Model:	Squadron 65
Year:	2018
Condition:	Used

Engine

Engine:	Caterpillar C18, 1150 hp
Engine type:	
Fuel type:	Diesel

Measurements

Length:	20.41 m (66.96 ft)
Beam:	5.24 m (17.19 ft)
Deep:	1.37 m (4.49 ft)
Weight:	36000 ()

Accommodation

Cabins:	0
Berths:	0

Images



Image courtesy of JD Yachts



Image courtesy of JD Yachts



Image courtesy of JD Yachts



Image courtesy of JD Yachts




Image courtesy of JD Yachts



Image courtesy of JD Yachts



Image courtesy of JD Yachts



Image courtesy of JD Yachts



Image courtesy of JD Yachts



Image courtesy of JD Yachts



Image courtesy of JD Yachts



Image courtesy of JD Yachts



Image courtesy of JD Yachts



Image courtesy of JD Yachts



Image courtesy of JD Yachts



Image courtesy of JD Yachts



Image courtesy of JD Yachts



Image courtesy of JD Yachts




Image courtesy of JD Yachts



Image courtesy of JD Yachts



Image courtesy of JD Yachts



Image courtesy of JD Yachts



Image courtesy of JD Yachts



Image courtesy of JD Yachts



Image courtesy of JD Yachts



Image courtesy of JD Yachts



Image courtesy of JD Yachts



Image courtesy of JD Yachts



Image courtesy of JD Yachts



Image courtesy of JD Yachts



Image courtesy of JD Yachts



Image courtesy of JD Yachts

JD YACHTS LIMITED

80 THE ESPLANADE

DT4 7AA WEYMOUTH

United Kingdom (UK)

Phone: +44 (0) 1305 766504

<http://jdyachts.com>



 YACHTS.