



# Azimut S8

€3,495,000 • Antibes France • Used • 2023

## Presented by

Justin Garwell  
Phone: +44 (0) 1305 766504

**JD YACHTS LIMITED**  
80 THE ESPLANADE  
DT4 7AA WEYMOUTH  
United Kingdom (UK)



## Details

Make:	Azimut
Model:	S8
Year:	2023
Condition:	Used
Engine:	VOLVO PENTA IPS 1350, 1000 hp
Engine type:	
Fuel type:	Diesel
Length:	24.63 m (80.81 ft)
Beam:	5.55 m (18.21 ft)
Cabins:	0
Berths:	0



JD YACHTS  
LIMITED



7zea.com

# Description

---

ENG  
2023. 3 x 1000 HP VOLVO PENTA IPS 1350  
8 berths in 4 cabins plus crew  
Lying: Antibes France

ENG  
Extras

Additional Kohler generator 28 kW  
Cockpit docking-manoeuving station  
Double motorized shore power cord reel  
Seakeeper stabilizer 18  
Naviop upgraded Package (upgrade of standard package to include air conditioning controls)  
Additional control for electric searchlight  
Additional cleats in midship  
Additional waterproof socket, inside the storage under the stairs to flybridge  
Additional waterproof socket, inside the storage on the port step by the switch for the motorized shore power cord reel  
Aft sunbathing cushions with adjustable backrests  
Backrest for sunbathing cushion on bow flybridge  
Bimini on flybridge (automatic)  
Co-pilot seat on fly  
Cover for garage door with logo  
Electric blackout blind for glass roof in main deck  
Electric searchlight with additional control  
Flybridge furniture with sink, barbecue and icemaker  
Fresh water connection for bow washing  
Hatch on flybridge  
Hauling/launching system for jet ski  
Hauling/launching system for tender  
Hidden lights on bow (nr. 4)  
Luxury Lights package for exteriors  
Manoeuvring lights on bow  
Painted bow handrail in Island Volcanic Grey  
Painted domes  
Painted flybridge perimetric profile in Island Volcanic Grey  
Painted radar mast and instruments  
Prop speed on propulsion system  
Shower on aft (removable)  
Sofa on aft flybridge in Batyline fabric with hi-lo table convertible in sunbed (cushion included)  
Spotlights on aft flybridge (n.6)  
Sun shade sail in cockpit with two removable poles  
Sun shade sail on bow with removable poles for lounging and sunbathing  
Sunbathing cushions on bow with adjustable backrests  
Table on bow with carbon finishing top  
Teak on flybridge deck and bow area  
Telescopic gangway  
Underwater lights on sides (n.4 in total, n.2 for each side)  
Underwater lights on transom (n.2)  
Upgrade external standard cushions in Batyline fabric  
Watertight hand control for anchor winch  
Additional folding bed in crew cabin  
Additional folding bed in starboard guest cabin  
Additional sockets: in salon behind the sofa on starboard, in salon on the portside column base of the portside door, portside guest  
Copilot seat at main helm  
Designer table in dinette  
Dimmed lights in lower deck  
Domotic lights in salon  
Luxury Lights package for interiors  
Organized storage area under galley floor  
Roman blinds in cabins (automatic in master cabin only)  
Roman blinds in salon (automatic)

Safe in master cabin  
Salon bar furniture with sink, refrigerator and icemaker  
Dishwasher  
Refrigerator and microwave oven in crew area (portside cabin)  
Washer and dryer in crew cabin (two separate units)  
Wine cooler for storage under galley floor  
Garmin AIS 800 1 Garmin Platinum package 1

Standard Specification

Flybridge

Climbing ladder in stainless steel and GRP with teak steps and side handrail  
GRP non-slip floor  
Plexiglas flybridge screen with stainless steel supports  
Fore sunbed area on port side with re- movable cushions for outdoors  
Control station on starboard side with helm seat  
Flybridge dashboard consisting of:  
- VOLVO engine display  
- Raymarine electronic navigation instruments Bronze version (up to serial no. 012)  
- Garmin electronic navigation instruments (from serial no. 014)  
- Engine throttles  
- Adjustable steering wheel  
- communication system VHF  
- Bow thruster controls  
- audible alarm controls  
- Trim tab controls (intruder) built in the engine throttles  
- 12 V socket  
- Chain meter counter  
- monitoring display

Cockpit

Access onboard from stern, starboard side  
Two stainless steel aft gates  
Teak floor  
Scuppers  
Mooring stations with:  
- two T-head cleats  
- two stainless steel chocks  
- two 1700 W winches  
- open winch controls  
Two shore socket lockers, water connection, and shower on port side  
One shore socket locker on starboard side  
Installation of recommended tender and jet-ski:  
- tender: Azimut-Pirelli J39 light (OPT see list)  
- jet-ski: GTX LIMITED 300 (non-standard option and not included in list)

Platform/Garage

Carbon pivoting door to access the garage, size:  
- closed: 3270 x 865 mm (128.74 x 34.06 in)  
- open: 3270 x 2503 mm (128.74 x 98.54 in)  
- rated capacity: 720 kg (1587.3 lb) provided with:  
- platform floor in teak  
- stern platform floor in teak  
Double staircase (one per bulwark) to access the platform covered in teak  
Manual emergency swimming ladder on starboard side

Wheelhouse

Saloon door (aft)  
Pantograph door on port walk around The wheelhouse zone includes:

Helm seat with storage underneath  
Carpeted floor  
Ceiling with a pattern of panels on opaque black background  
Lacquered mullions and opaque black window carters  
LED technology lighting  
Engine display  
Large "C" shaped sofa on port side against the bulwark  
One coffee table  
One container cabinet located forward of the port side sofa  
One large pouf on starboard side  
One compartment containing the TV set lift mechanism  
One cabinet containing tableware located between pouf and dining port side  
Carpeted floor  
Ceiling with a pattern of panels on opaque black background  
Lighting with ceiling-mounted recessed LED strips and spotlights  
Sockets  
Air conditioning control panel  
Air conditioning outlet and inlet grids built in the internal furnishing  
Two panoramic windows on bulwarks  
Side fabric curtains  
Saloon door curtain in fabric

#### Bow

One 50 kg (110.2 lb) galvanized steel anchor  
One 100-meter (328'1") galvanized steel chain, diameter 14 mm / 0.55 in)  
Maneuver area composed of:  
- two T-head cleats  
- two stainless steel chocks  
- one 3500 W winch  
- open winch controls  
One chain locker accessible through watertight hatch, with drainage and enough space to hold four fenders  
Chain washing pump  
Stainless steel anchor line anti-rubbing protections  
One bow hatch  
Two sunbed areas aft of the mooring area, with removable cushions in fabric for outdoors  
One "C" shaped sofa aft of the sunbed area with removable cushions in fabric for outdoors  
Three lockers under the sofa  
Protective cover for cushions and sunbed areas  
Four stainless steel glass racks (next to each sunbed area and at the sides of the sofa)  
Grabrails with upper GRP insert  
Two electric windscreen wipers

#### Galley

Sliding access door  
Laminated floor  
Avonite Milk White worktop  
Double stainless steel sink  
Induction type four-hob range  
Silicone pot holder  
Extractor hood with outwards extraction  
194 l (6.85 cu.ft) fridge + 62 l (2.19 cu.ft) freezer  
40 l (1.41 cu.ft) oven  
Storage wall cabinets  
Two portlights  
Skylight  
Ceiling with pattern of panels with perimeter frame  
LED lighting  
Sockets  
Air conditioning system control panel  
Air conditioning outlet and inlet grid built in the internal furnishing

#### Lobby and corridor

Carpeted floor  
Carpeted steps

Lacquered ladder walls  
Lacquered walls for corridor towards owner's cabin (aft)  
Upholstered walls for corridor towards VIP cabin (fore), excluding lacquered port in front of the VIP cabin entrance  
Handrail on stairs  
Storage in the corridor under the ladder on port side of the owner's cabin access door  
LED technology lighting

#### Owner's Cabin

Central entrance  
Owner's bed at the center of the yacht, with foldaway bed base and storage locker below  
Headboard  
Mattress, pillows and bedspread  
Two bedside tables with drawer  
Two reading lights  
Two fixed panoramic windows  
Two openable round portlights built-in the panoramic windows  
Venetian blinds  
One chest of drawers on port bulwark  
One chaise longue on starboard side  
One storage cabinet located on starboard bulwark aft of the chaise longue  
One bookcase on starboard side forward of the chaise longue  
Large mirror in front of the bed  
Carpeted floor  
Lacquered wood-upholstered bulwarks  
Ceiling with pattern of panels with perimeter frame  
Main lighting with LED technology and dimmer  
LED technology courtesy lighting  
Sockets  
Air conditioning system control panel  
Air conditioning outlet and inlet grids built in the internal furnishing  
Direct access to the dressing through hinged door aft of the cabin, port side  
Direct access to the head through hinged door aft of the cabin, starboard side, independent access from owner's cabin  
Washbasin in Vetro Freddo recessed under the top  
Washbasin top in marble  
Washbasin cabinet base with storage  
Cabinet beside the washbasin cabinet base, with two open compartments and storage  
Mirror with wall unit in the central part  
Portlight  
Venetian blind  
Wall unit above portlight  
TECMA toilet  
Wood essence furniture  
Floors and bulkhead upholstery in wood essence  
Ceiling with pattern of panels with perimeter frame  
LED technology lighting  
Socket  
Head accessories  
A/C outlet grid  
Air extractor  
Shower enclosure with:  
- glass and aluminum access door with towel holder built in the handle  
- shower enclosure walls covered with laminate  
- removable grating  
- marble shower column  
- thermostatic mixer  
- hand-held and ceiling-mounted shower head  
- watertight spotlights  
- A/C suction grating

#### Owner's Dressing Room

Wardrobes equipped with hanger bar  
LED lighting  
Chest of drawers  
Full length mirror  
Floors and bulkhead upholstery in wood essence

#### Owner's head

Located aft of the owner's cabin, on starboard side.

#### Starboard side guest cabin

Two fixed single beds  
Mattresses, pillows, and bedspreads  
One bedside table with drawer  
Two reading lights  
One wardrobe with hanger bar and shelves  
One fixed panoramic window  
One round openable portlight, built in the panoramic window  
Venetian blind  
Carpeted floor  
Lacquered wood-upholstered bulwarks  
Ceiling with pattern of panels with perimeter frame  
LED technology lighting  
Sockets  
Air conditioning system control panel  
Air conditioning outlet and inlet grid built in the internal furnishing  
Direct access to the head through hinged door at the aft side of the cabin

#### Starboard guest head

Access from starboard guest cabin and from central corridor  
Washbasin in Vetro Freddo recessed under the top  
Washbasin top in marble  
Washbasin cabinet base  
Mirror with wall unit in the central part  
TECMA toilet  
Portlight  
Venetian blind  
Wood essence furniture  
Floors and bulkhead upholstery in wood essence  
Ceiling with pattern of panels with perimeter frame  
LED technology lighting  
Socket

#### Port side guest cabin

Two fixed single beds  
Mattresses, pillows, and bedspreads  
Upholstered headboards  
One bedside table with drawer  
Two reading lights  
One wardrobe with hanger bar and shelves  
One fixed panoramic window  
One round openable portlight, built in the panoramic window  
Venetian blind  
Carpeted floor  
Lacquered wood-upholstered bulwarks  
Paneled ceiling with perimeter frame  
LED technology lighting  
Sockets  
Air conditioning system control panel  
Air conditioning outlet and inlet grid built in the internal furnishing  
Direct access to the head through hinged door at the fore side of the cabin

#### Port guest head

Independent access from port guest cabin  
Washbasin in Vetro Freddo recessed under the top  
Washbasin top in marble  
Washbasin cabinet base  
Cabinet beside the washbasin cabinet base, with two open compartments  
Mirror with wall unit in the central part  
TECMA toilet  
Portlight  
Venetian blind

#### Wood essence furniture

Floors and bulkhead upholstery in wood essence  
Ceiling with pattern of panels with perimeter frame  
LED technology lighting  
Socket  
Head accessories  
A/C outlet grid  
Air extractor  
Shower enclosure with:  
- glass and aluminum access door with towel holder built in the handle  
- shower enclosure walls covered with laminate  
- removable grating  
- thermostatic mixer  
- hand-held shower head  
- watertight spotlights  
- A/C suction grating

#### VIP cabin

Double bed at the center of the yacht, with foldaway bed base and locker below  
Mattress, pillows and bedspread  
Upholstered headboard  
Two bedside tables without drawer underneath  
Two reading lights  
One wardrobe with hanger bars and shelves located on port side at the foot of the bed  
One wardrobe with hanger bars and shelves located on starboard side at the foot of the bed  
Two wall units, one on each side of the cabin  
Two open compartments under the wall units  
Full-height mirror in front of the bed  
Two fixed windows  
Two openable round portlights built-in the windows  
Venetian blinds  
Carpeted floor  
Wood-upholstered bulwarks  
Ceiling with pattern of panels with perimeter frame provided with openable safety hatch  
LED technology main lighting  
LED technology courtesy lighting  
Sockets  
Air conditioning system control panel  
Air conditioning outlet and inlet grid built in the internal furnishing  
Direct access to the head through hinged door aft of the cabin, starboard side

#### VIP head

Independent access from VIP cabin  
Washbasin under top  
Washbasin top in marble  
Washbasin cabinet base with panels and shelves  
Mirror with wall unit in the central part  
Two open compartments  
TECMA toilet  
Portlight  
Venetian blind  
Wood essence furniture  
Floors and bulkhead upholstery in wood essence  
Ceiling with pattern of panels with perimeter frame  
LED technology lighting  
Socket  
Head accessories  
A/C outlet  
Air extractor  
Shower enclosure with:  
- glass access door  
- shower enclosure walls covered with laminate  
- removable grating  
- thermostatic mixer  
- hand-held shower head  
- watertight spotlights  
- A/C suction grating

## Commander's cabin

Access through the door located along the crew area corridor, port side  
Single bed with storage underneath  
Mattress, pillows and bedspread  
One reading light  
One wardrobe with hanger bar and shelves  
Wall unit above the bed  
Laminated floor  
Portlight  
Venetian blind  
LED lighting  
Socket  
Air conditioning system control panel  
Air conditioning outlet and inlet grid built in the internal furnishing

## Crew / laundry area

The commander's cabin on port side  
The crew head and the service compartment with washer/dryer at the center of the boat  
The crew cabin on starboard side

## Crew head

Access through a door located at the center of the crew area corridor.  
Washbasin  
Washbasin cabinet base with panels and shelves  
Wall unit with panel and built-in mirror  
TECMA toilet  
Wood essence furniture  
Laminated floor  
LED lighting  
Socket  
Head accessories  
Aspirator for air extraction, outwards  
A/C outlet grid  
Shower enclosure with:  
- shower curtain  
- removable grating  
- shower head with flexible pipe

## Crew cabin

Access through a door at the end of the crew area corridor, starboard side  
Full size single bed with storage underneath  
Mattress, pillows and bedspread  
One reading light  
One wardrobe with hanger bar and shelves  
Wall unit  
Laminated floor  
Portlight  
Venetian blind  
LED lighting  
Socket  
Air conditioning system control panel  
Air conditioning outlet grid built in the internal furnishing

## Electric system

Shore-powered power supply  
DC electric panel: Installed on fore bulkhead of the engine room  
AC electric panel: Installed on fore bulkhead of the engine room  
Auxiliary electric panel: Installed in the corridor area under the lower deck access ladder  
Emergency control panel: Installed in the internal wheelhouse area  
Battery cut-out/emergency/fire extinguishing system control panel: located in the cockpit

Dimmers for light switches in cockpit and saloon  
Junction boxes in all areas.

## General information

Make:	Azimut
Model:	S8
Year:	2023
Condition:	Used

## Engine

Engine:	VOLVO PENTA IPS 1350, 1000 hp
Engine type:	
Fuel type:	Diesel

## Measurements

Length:	24.63 m (80.81 ft)
Beam:	5.55 m (18.21 ft)
Deep:	1.75 m (5.74 ft)
Weight:	57680 ( )

## Accommodation

Cabins:	0
Berths:	0

# Images



Image courtesy of JD Yachts



Image courtesy of JD Yachts



Image courtesy of JD Yachts



Image courtesy of JD Yachts



Image courtesy of JD Yachts



Image courtesy of JD Yachts



Image courtesy of JD Yachts



Image courtesy of JD Yachts



Image courtesy of JD Yachts



Image courtesy of JD Yachts



Image courtesy of JD Yachts



Image courtesy of JD Yachts



Image courtesy of JD Yachts



Image courtesy of JD Yachts



Image courtesy of JD Yachts



Image courtesy of JD Yachts



Image courtesy of JD Yachts



Image courtesy of JD Yachts





Image courtesy of JD Yachts



Image courtesy of JD Yachts



Image courtesy of JD Yachts



Image courtesy of JD Yachts



Image courtesy of JD Yachts



Image courtesy of JD Yachts



Image courtesy of JD Yachts



Image courtesy of JD Yachts




Image courtesy of JD Yachts



Image courtesy of JD Yachts



Image courtesy of JD Yachts



Image courtesy of JD Yachts



Image courtesy of JD Yachts



Image courtesy of JD Yachts



Image courtesy of JD Yachts



Image courtesy of JD Yachts




Image courtesy of JD Yachts



Image courtesy of JD Yachts



Image courtesy of JD Yachts



Image courtesy of JD Yachts



Image courtesy of JD Yachts



Image courtesy of JD Yachts



Image courtesy of JD Yachts



Image courtesy of JD Yachts



Image courtesy of JD Yachts



Image courtesy of JD Yachts



Image courtesy of JD Yachts



Image courtesy of JD Yachts



Image courtesy of JD Yachts



Image courtesy of JD Yachts



Image courtesy of JD Yachts



Image courtesy of JD Yachts



Image courtesy of JD Yachts



Image courtesy of JD Yachts



Image courtesy of JD Yachts



Image courtesy of JD Yachts




Image courtesy of JD Yachts

**JD YACHTS LIMITED**

80 THE ESPLANADE  
DT4 7AA WEYMOUTH  
United Kingdom (UK)

Phone: +44 (0) 1305 766504

<http://jdyachts.com>



 YACHTS.

The logo consists of a stylized 'JD' monogram in orange and white, followed by the word 'YACHTS.' in white, all set against a solid black square background.